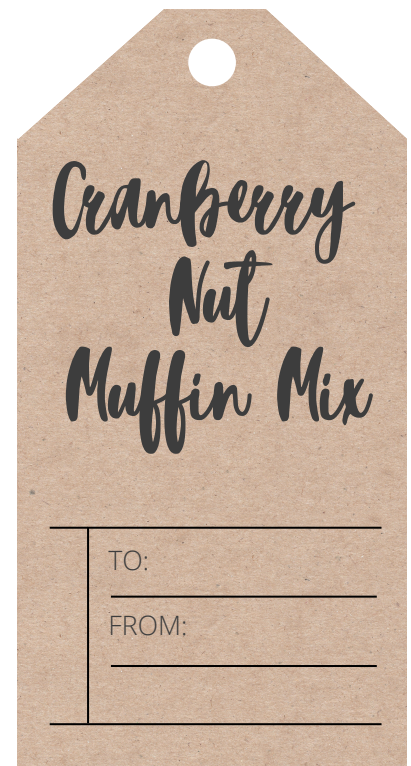
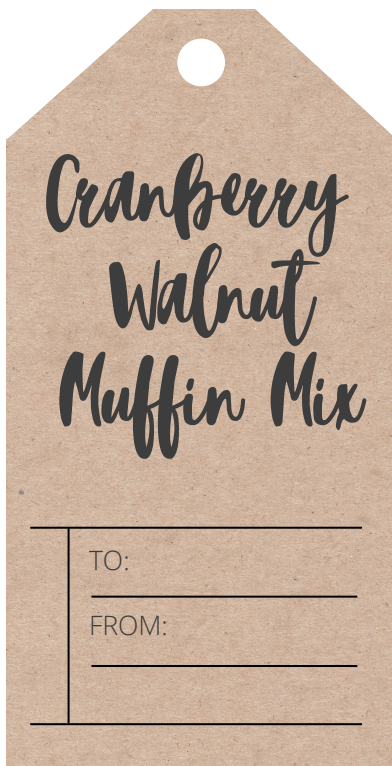
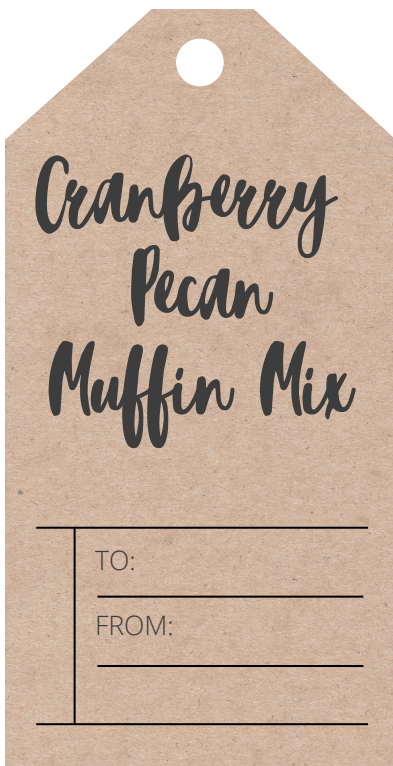

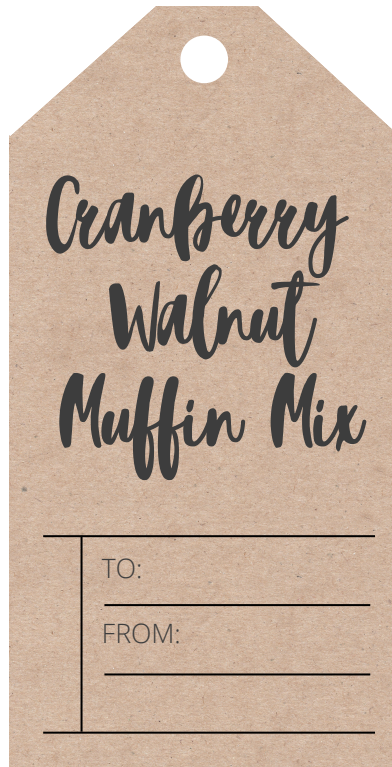
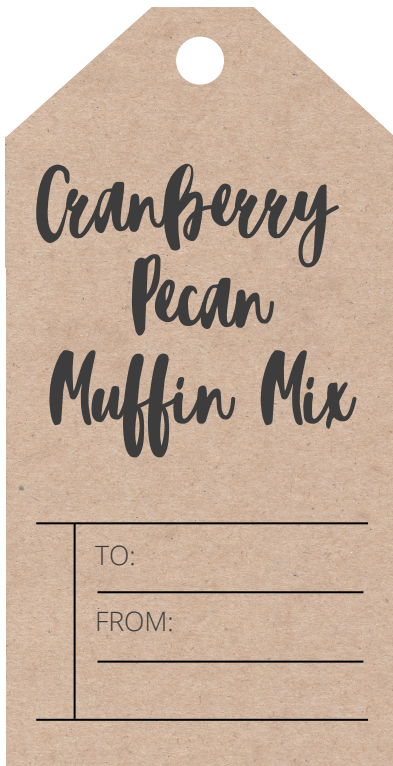


Cranberry Nut Muffin Gift Jar Tags

(Print 2-sided on cardstock)



Ingredients Needed:

- jar of muffin mix
- 3/4 cup milk
- 1/4 cup butter, melted
- 1 egg

Directions:

1. Heat oven to 400 degrees. Grease or line 12 regular muffin cups.
2. Pour jar contents in large bowl. In a small bowl, whisk milk, butter and egg. Stir into dry ingredients just until moistened.
3. Spoon evenly into muffin cups and bake 14-16 minutes until a toothpick comes out clean.
4. Cool for 5 minutes in pan and then removed from pan to a rack to cool more.

Ingredients Needed:

- jar of muffin mix
- 3/4 cup milk
- 1/4 cup butter, melted
- 1 egg

Directions:

1. Heat oven to 400 degrees. Grease or line 12 regular muffin cups.
2. Pour jar contents in large bowl. In a small bowl, whisk milk, butter and egg. Stir into dry ingredients just until moistened.
3. Spoon evenly into muffin cups and bake 14-16 minutes until a toothpick comes out clean.
4. Cool for 5 minutes in pan and then removed from pan to a rack to cool more.

Ingredients Needed:

- jar of muffin mix
- 3/4 cup milk
- 1/4 cup butter, melted
- 1 egg

Directions:

1. Heat oven to 400 degrees. Grease or line 12 regular muffin cups.
2. Pour jar contents in large bowl. In a small bowl, whisk milk, butter and egg. Stir into dry ingredients just until moistened.
3. Spoon evenly into muffin cups and bake 14-16 minutes until a toothpick comes out clean.
4. Cool for 5 minutes in pan and then removed from pan to a rack to cool more.

Ingredients Needed:

- jar of muffin mix
- 3/4 cup milk
- 1/4 cup butter, melted
- 1 egg

Directions:

1. Heat oven to 400 degrees. Grease or line 12 regular muffin cups.
2. Pour jar contents in large bowl. In a small bowl, whisk milk, butter and egg. Stir into dry ingredients just until moistened.
3. Spoon evenly into muffin cups and bake 14-16 minutes until a toothpick comes out clean.
4. Cool for 5 minutes in pan and then removed from pan to a rack to cool more.

Ingredients Needed:

- jar of muffin mix
- 3/4 cup milk
- 1/4 cup butter, melted
- 1 egg

Directions:

1. Heat oven to 400 degrees. Grease or line 12 regular muffin cups.
2. Pour jar contents in large bowl. In a small bowl, whisk milk, butter and egg. Stir into dry ingredients just until moistened.
3. Spoon evenly into muffin cups and bake 14-16 minutes until a toothpick comes out clean.
4. Cool for 5 minutes in pan and then removed from pan to a rack to cool more.

Ingredients Needed:

- jar of muffin mix
- 3/4 cup milk
- 1/4 cup butter, melted
- 1 egg

Directions:

1. Heat oven to 400 degrees. Grease or line 12 regular muffin cups.
2. Pour jar contents in large bowl. In a small bowl, whisk milk, butter and egg. Stir into dry ingredients just until moistened.
3. Spoon evenly into muffin cups and bake 14-16 minutes until a toothpick comes out clean.
4. Cool for 5 minutes in pan and then removed from pan to a rack to cool more.